

# ASOSU 2022 Election Results

ASOSU Elections Committee

March 4, 2022

## Contents

<b>1</b>	<b>Summary</b>	<b>2</b>
1.1	Technical Summary . . . . .	2
<b>2</b>	<b>Overall</b>	<b>4</b>
<b>3</b>	<b>Measure 01.22</b>	<b>5</b>
<b>4</b>	<b>Senate</b>	<b>6</b>
4.1	Winners . . . . .	6
4.2	Details . . . . .	6
<b>5</b>	<b>Undergraduate House of Representatives</b>	<b>7</b>
5.1	Winners . . . . .	7
5.2	Details . . . . .	8
<b>6</b>	<b>Graduate House of Representatives</b>	<b>10</b>
6.1	Winners . . . . .	10
6.2	Details . . . . .	10
<b>7</b>	<b>Student Fee Committee At-Large</b>	<b>11</b>
7.1	Winners . . . . .	11
7.2	Details . . . . .	11
<b>8</b>	<b>Student Fee Committee Chair</b>	<b>12</b>
8.1	Winner . . . . .	12
8.2	Details . . . . .	12
<b>9</b>	<b>Speaker of The House</b>	<b>13</b>
9.1	Winner . . . . .	13
9.2	Details . . . . .	13
<b>10</b>	<b>President/Vice-President</b>	<b>15</b>
10.1	Winner . . . . .	15
10.2	Details . . . . .	15

# 1 Summary

We are very happy with the turnout for this election! This was in large part due to the actions of the committee but also the engagement of the student body. Thank you! This document details the method by which votes were counted as well as the details for each race.

## 1.1 Technical Summary

This year the Elections Committee chose to distribute the ballot with a "universal" link. This meant that anyone with an ONID login could vote in the election. As a result, we needed to do additional filtering after the ballot had been collected to confirm that the votes we counted were valid votes for our election.

Eligible voters are students on the Corvallis campus taking at least one credit. We additionally did filtering to check if a student voted twice. Finally, we checked if graduate students voted as undergraduates or vice versa.

This process was divided into 4 separate steps (plus the tabulation of results) that were accomplished by a program written specifically to accomplish this task. The program was written in Golang and is about 1,600 lines of code.

### Step 1

Step 1 is responsible for validating that the ballots are cast by Corvallis campus students. This is done by comparing the voter ONID email to the list of valid student Corvallis ONID emails.

### Step 2

Step 2 is responsible for insuring that a single student doesn't vote more than once. If a voter has voted more than once, only the first submission counts.

### Step 3

Step 3 is responsible for verifying that students selected the correct graduate/undergraduate option for the House of Representatives. If they selected the incorrect option, their vote for those positions is removed, but the rest of their ballot is still counted if valid.

### Step 4

This step selects the incentive winners. The elections committee came up with a random string of characters at the beginning of the election that seeds the random number generator. Each day incentive winners were selected and notified. At the end of the election, a single drawing for the iPad was done across all valid ballots submitted over the course of the three weeks the ballot was open

## Tabulation of Results

There are three separate ways that results needed to be collected. The first is for the ballot measure, which is as simple as counting the yes and no votes. The second is for the positions where there are multiple winners. In this case, we count the number of times

each candidate is voted for and order from greatest to least. The candidates with the most votes are awarded the seats. Finally we have the ranked choice voting seats. This procedure is detailed in the statutes (Title XI, Section 4) and fully implemented by the tabulation program.

All of these results are produced in human readable format in a way that is easy to verify.

This document was prepared by Representative Ethan Hampton.

## 2 Overall

Total Eligible Students	Eligible Undergraduates	Eligible Graduates
20759	17411	3319

See footnote <sup>1</sup>

Ballots Collected	Turnout Percentage
3722	17.93%

### Log From Verification Program

```
2022/03/04 17:26:05 Selected start day: 0, Selected end day: 18
2022/03/04 17:26:05 There are 3319 valid voters for graduate students
2022/03/04 17:26:05 There are 17411 valid voters for undergrad students
2022/03/04 17:26:05 There are 29 valid voters for undefined students
2022/03/04 17:26:05 3966 votes loaded
```

```
2022/03/04 17:26:05 Step 1: Valid voter
2022/03/04 17:26:05 Step 1: Invalid votes: 200
2022/03/04 17:26:05 Step 1: Valid votes: 3766
```

```
2022/03/04 17:26:05 Step 2: Dedupe
2022/03/04 17:26:05 Step 2: Invalid votes: 44
2022/03/04 17:26:05 Step 2: Valid votes: 3722
```

```
2022/03/04 17:26:05 Step 3: Grad/undergrad
2022/03/04 17:26:05 Step 3: Modified votes: 35
2022/03/04 17:26:05 Step 3: Valid votes: 3722
```

```
2022/03/04 17:26:05 Step 4: Incentives
2022/03/04 17:26:05 Step 4: Valid votes: 3722
2022/03/04 17:26:05 Step 4: Selected winners: 15
```

---

<sup>1</sup>Note that these numbers don't align perfectly (Total  $\neq$  Undergrad + Grad) because there are several students who don't fall under a single category and are tracked separately. They were given the option to self-classify as a graduate or undergraduate student, their choices are not reflected here.

### 3 Measure 01.22

Votes In Favor	Votes Against
3165	378
Percent In Favor	Percent Against
89.33%	10.67%

Votes Total	Turnout
3543	17.07%

In order to pass, the measure must receive a 2/3 majority in the affirmative from at least 15% of the student population.

**Measure 01.22 PASSES**

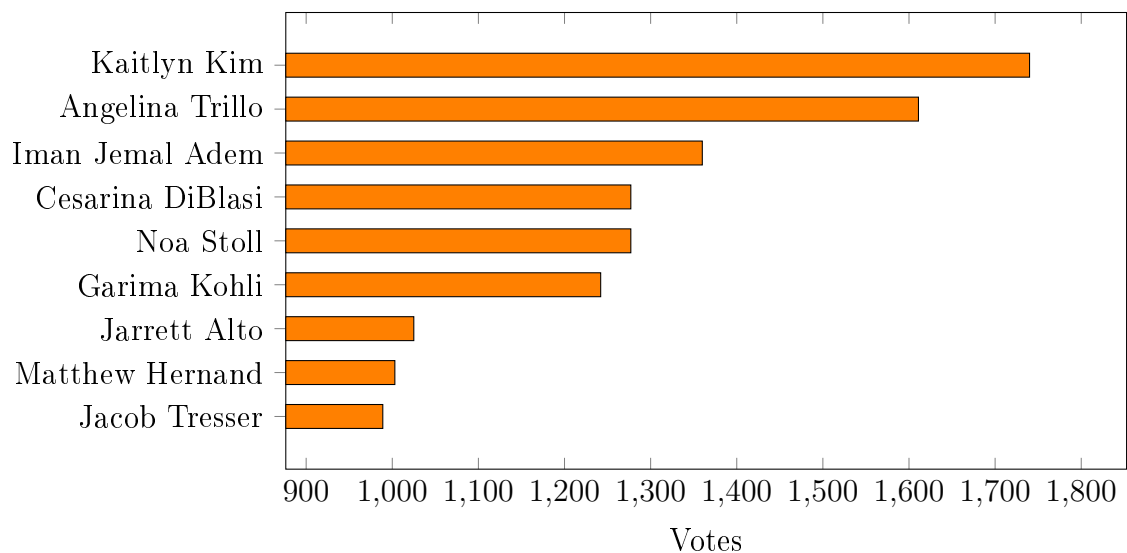
## 4 Senate

There are 6 seats available. The 6 candidates with the most votes win.

### 4.1 Winners

- Kaitlyn Kim
- Angelina Trillo
- Iman Jemal Adem
- Noa Stoll
- Garima Kohli
- Jarrett Alto

### 4.2 Details



### Results Table

Candidate	Votes	Status
Kaitlyn Kim	1740	Winner
Angelina Trillo	1611	Winner
Iman Jemal Adem	1360	Winner
Noa Stoll	1277	Winner
Cesarina DiBlasi	1277	Ineligible/Withdrawn
Garima Kohli	1242	Winner
Jarrett Alto	1025	Winner
Matthew Hernand	1003	
Jacob Tresser	989	

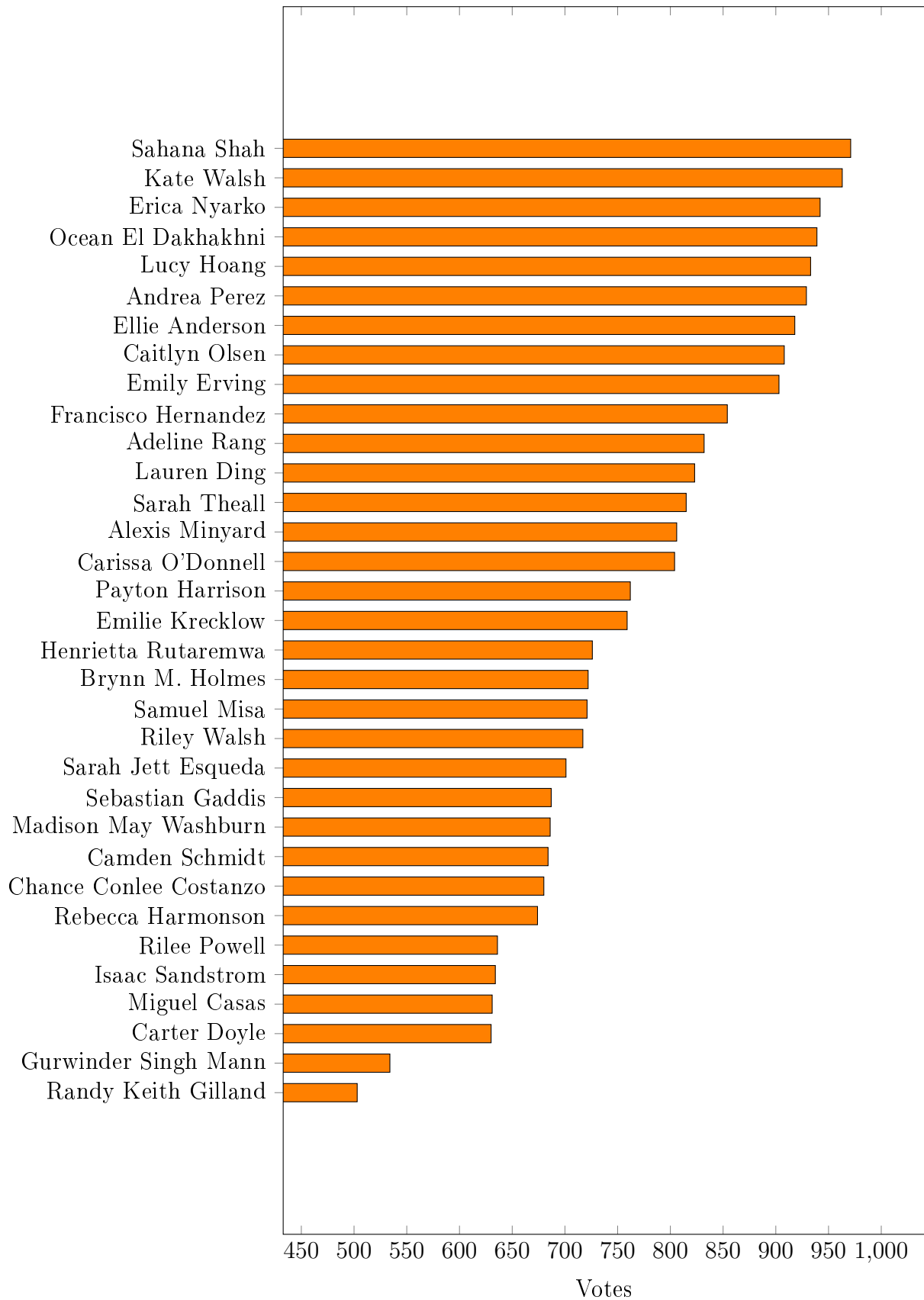
## 5 Undergraduate House of Representatives

There are 20 seats available. The 20 candidates with the most votes win.

### 5.1 Winners

- Sahana Shah
- Kate Walsh
- Erica Nyarko
- Ocean El Dakhakhni
- Lucy Hoang
- Andrea Perez
- Ellie Anderson
- Caitlyn Olsen
- Emily Erving
- Francisco Hernandez
- Adeline Rang
- Lauren Ding
- Sarah Theall
- Alexis Minyard
- Carissa O'Donnell
- Payton Harrison
- Emilie Krecklow
- Henrietta Rutaremwa
- Brynn M. Holmes
- Samuel Misa

## 5.2 Details





## Results Table

<b>Candidate</b>	<b>Votes</b>	<b>Status</b>
Sahana Shah	971	Winner
Kate Walsh	963	Winner
Erica Nyarko	942	Winner
Ocean El Dakhakhni	939	Winner
Lucy Hoang	933	Winner
Andrea Perez	929	Winner
Ellie Anderson	918	Winner
Caitlyn Olsen	908	Winner
Emily Erving	903	Winner
Francisco Hernandez	854	Winner
Adeline Rang	832	Winner
Lauren Ding	823	Winner
Sarah Theall	815	Winner
Alexis Minyard	806	Winner
Carissa O'Donnell	804	Winner
Payton Harrison	762	Winner
Emilie Krecklow	759	Winner
Henrietta Rutaremwa	726	Winner
Brynn M. Holmes	722	Winner
Samuel Misa	721	Winner
Riley Walsh	717	
Sarah Jett Esqueda	701	
Sebastian Gaddis	687	
Madison May Washburn	686	
Camden Schmidt	684	
Chance Conlee Costanzo	680	
Rebecca Harmonson	674	
Rilee Powell	636	
Isaac Sandstrom	634	
Miguel Casas	631	
Carter Doyle	630	
Gurwinder Singh Mann	534	
Randy Keith Gilland	503	

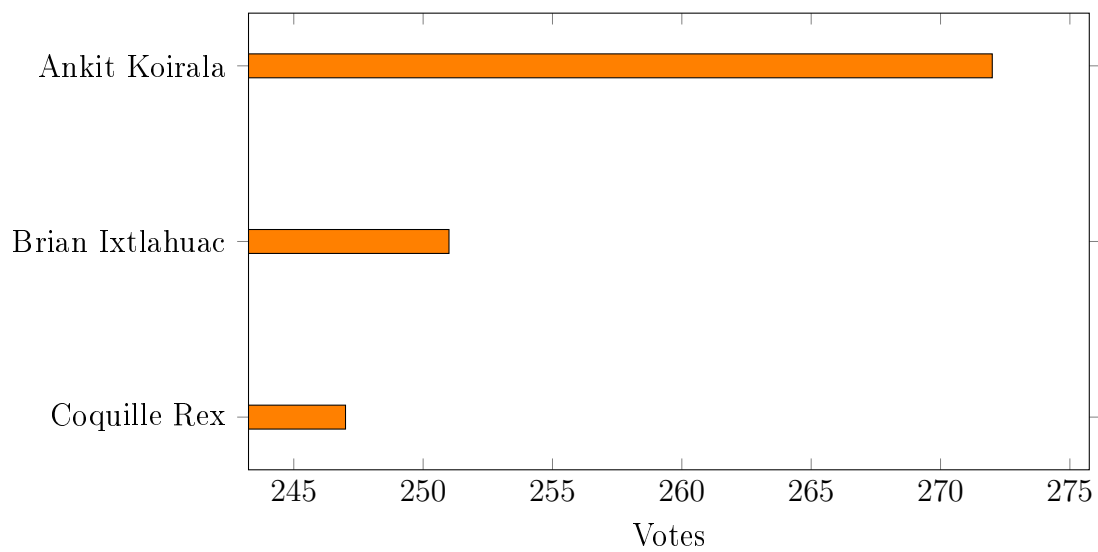
## 6 Graduate House of Representatives

There are 5 seats available. The 5 candidates with the most votes win.

### 6.1 Winners

- Coquille Rex
- Brian Ixtlahuac
- Ankit Koirala

### 6.2 Details



### Results Table

Candidate	Votes	Status
Ankit Koirala	272	Winner
Brian Ixtlahuac	251	Winner
Coquille Rex	247	Winner

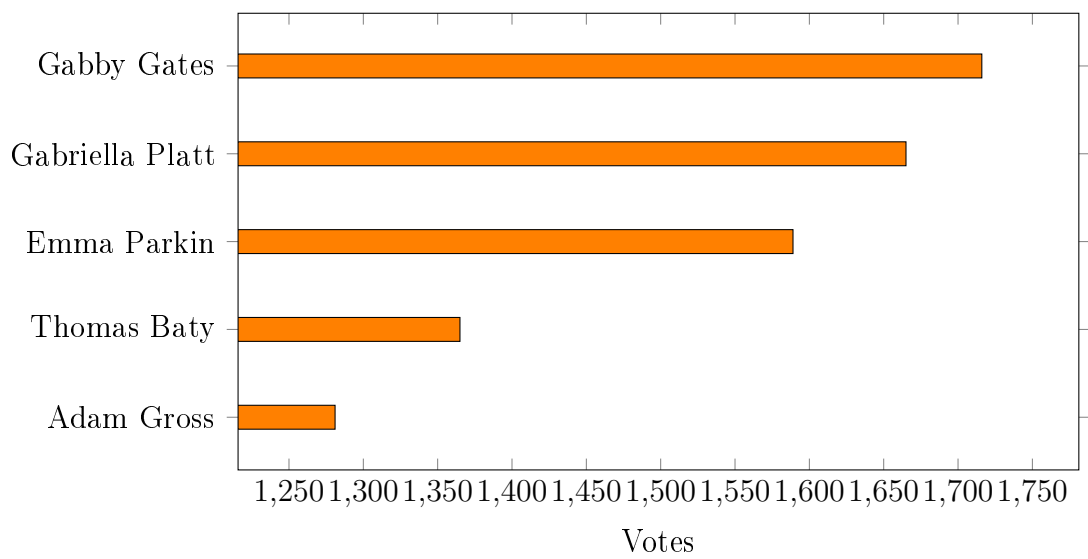
## 7 Student Fee Committee At-Large

There are 4 seats available. The 4 candidates with the most votes win.

### 7.1 Winners

- Thomas Baty
- Emma Parkin
- Gabriella Platt
- Gabby Gates

### 7.2 Details



### Results Table

Candidate	Votes	Status
Gabby Gates	1716	Winner
Gabriella Platt	1665	Winner
Emma Parkin	1589	Winner
Thomas Baty	1365	Winner
Adam Gross	1281	

## 8 Student Fee Committee Chair

This position is selected through ranked choice voting (IRV)

### 8.1 Winner

The winner is **Joe Page**

### 8.2 Details

Number of ballots: 3722

Round 1

Number of ballots remaining this round: 2639

-----  
Joe Page has 2639 votes

Winner: Joe Page

## 9 Speaker of The House

This position is selected through ranked choice voting (IRV)

### 9.1 Winner

The winner is **Madelyn Neuschwander**

### 9.2 Details

Number of ballots: 3722

Round 1

Number of ballots remaining this round: 2566

-----  
Madelyn Neuschwander has 695 votes  
Rooney Ferguson has 284 votes  
Jarrett Alto has 433 votes  
Jordan Porter has 315 votes  
Jared Pratt has 307 votes  
Abril Uribe has 532 votes

Lowest number of votes: 284

Removing Rooney Ferguson with 284 from the election

Round 2

Number of ballots remaining this round: 2554

-----  
Abril Uribe has 596 votes  
Madelyn Neuschwander has 752 votes  
Jarrett Alto has 482 votes  
Jordan Porter has 359 votes  
Jared Pratt has 365 votes

Lowest number of votes: 359

Removing Jordan Porter with 359 from the election

Round 3

Number of ballots remaining this round: 2537

-----  
Jared Pratt has 444 votes  
Abril Uribe has 697 votes  
Madelyn Neuschwander has 837 votes  
Jarrett Alto has 559 votes

Lowest number of votes: 444  
Removing Jared Pratt with 444 from the election

Round 4

Number of ballots remaining this round: 2495

-----  
Abril Uribe has 814 votes  
Madelyn Neuschwander has 973 votes  
Jarrett Alto has 708 votes

Lowest number of votes: 708  
Removing Jarrett Alto with 708 from the election

Round 5

Number of ballots remaining this round: 2408

-----  
Abril Uribe has 1099 votes  
Madelyn Neuschwander has 1309 votes

Lowest number of votes: 1099  
Removing Abril Uribe with 1099 from the election

Round 6

Number of ballots remaining this round: 2299

-----  
Madelyn Neuschwander has 2299 votes

Winner: Madelyn Neuschwander

## 10 President/Vice-President

This position is selected through ranked choice voting (IRV)

### 10.1 Winner

The winners are **Matteo Paola for President & Sierra Young for Vice President**

### 10.2 Details

Number of ballots: 3722

Round 1

Number of ballots remaining this round: 3227

-----  
Calvin Anderman & Braeden Howard has 368 votes  
Alexander Kerner & Isabella Griffiths has 1318 votes  
Matteo Paola & Sierra Young has 1541 votes

Lowest number of votes: 368

Removing Calvin Anderman & Braeden Howard with 368 from the election

Round 2

Number of ballots remaining this round: 3185

-----  
Alexander Kerner & Isabella Griffiths has 1488 votes  
Matteo Paola & Sierra Young has 1697 votes

Lowest number of votes: 1488

Removing Alexander Kerner & Isabella Griffiths with 1488 from the election

Round 3

Number of ballots remaining this round: 2863

-----  
Matteo Paola & Sierra Young has 2863 votes

Winner: Matteo Paola for President & Sierra Young for Vice President